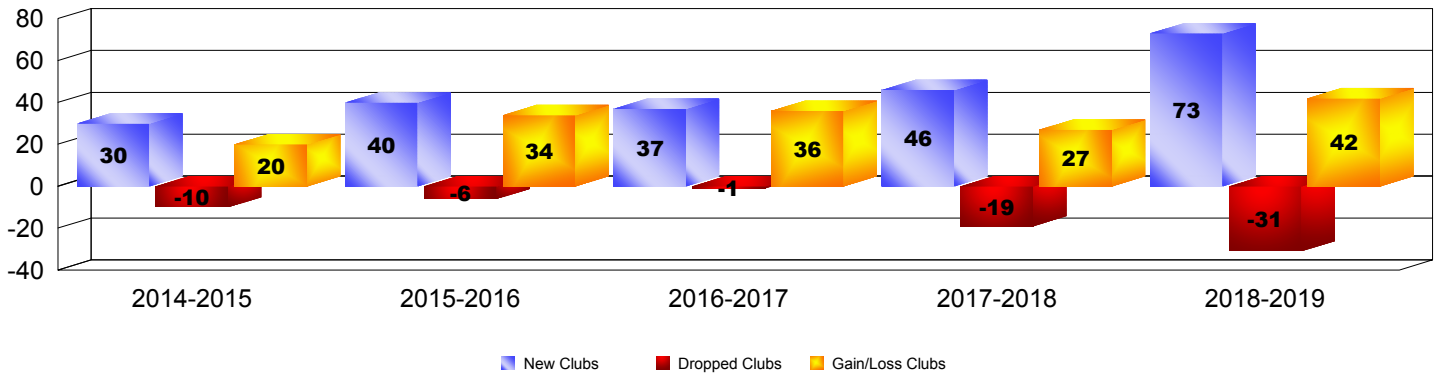
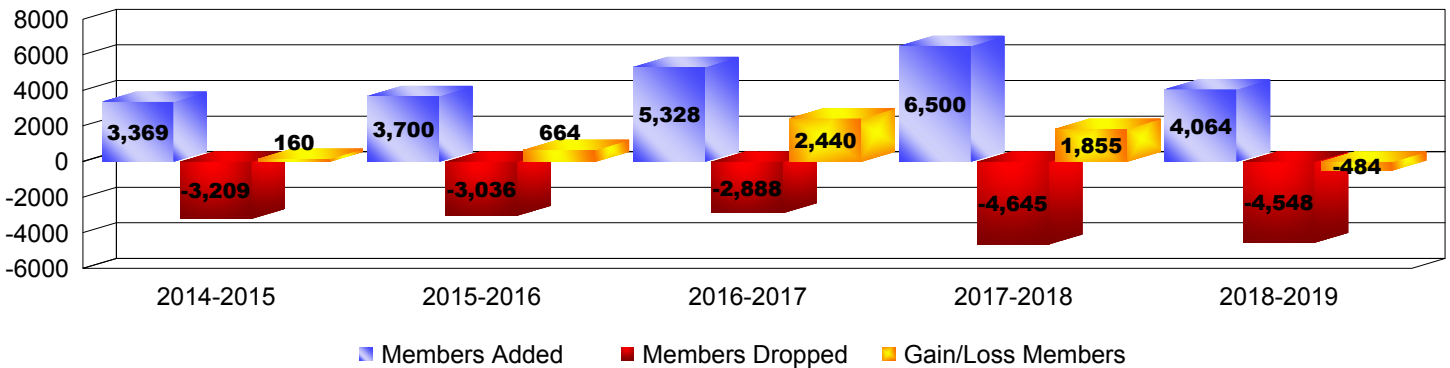


Year	New Clubs	Dropped Clubs	Gain/Loss Clubs	New Members	Charter Members	Reinstate Members	Transfer Members	Total Member Added	Total Members Dropped	Gain/Loss Members
2014-2015	30	-10	20	2082	921	327	39	3369	-3209	160
2015-2016	40	-6	34	1977	1358	334	31	3700	-3036	664
2016-2017	37	-1	36	3624	1170	470	64	5328	-2888	2440
2017-2018	46	-19	27	4078	1930	447	45	6500	-4645	1855
2018-2019	73	-31	42	2011	1461	529	63	4064	-4548	-484
Average	45	-13	32	2754	1368	421	48	4592	-3665	927

Clubs




Members



Membership Composition

June 2019 Cumulative



Gender Comparison

June 2019 Cumulative

